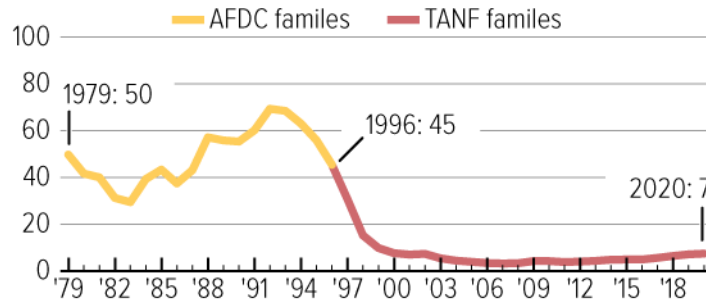


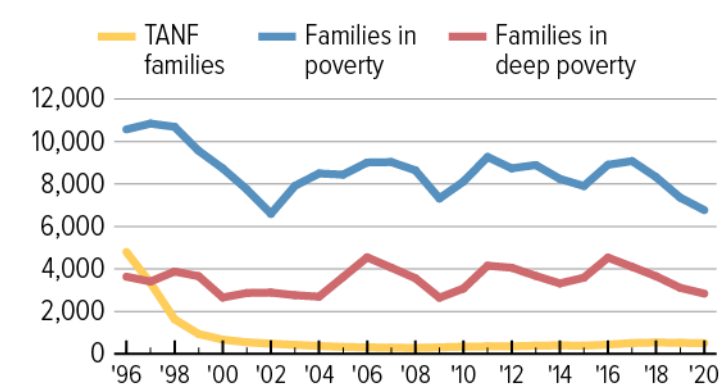
TANF Cash Assistance Should Reach Many More Families in Wyoming to Lessen Hardship

In 2019-20, for every 100 families living in poverty in Wyoming, only 7 received TANF cash assistance. This “TANF-to-poverty ratio” has fallen 38 points since 1995-96. If TANF reached the same share of families in poverty that its predecessor AFDC did in 1996, 2,570 more families in Wyoming would be helped by TANF now.

Number of Families in Wyoming Receiving AFDC/TANF Cash Assistance for Every 100 Families With Children in Poverty



Changes in AFDC/TANF Cases and the Number of Families With Children in Poverty and Deep Poverty in Wyoming

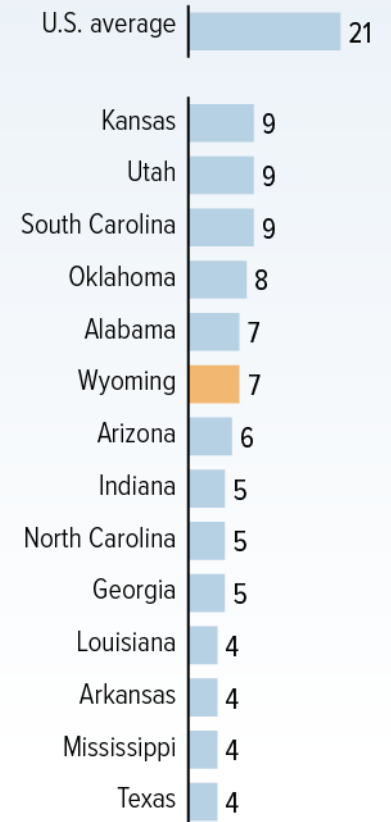


TANF-to-poverty ratio	1995/96	2019/20
Wyoming	45	7
National	68	21

Families with children	1995/96	2019/20
Receiving AFDC/TANF	4,794	500
In poverty	10,567	6,767
In deep poverty	3,632	2,837

Disproportionate Shares of Black, Latino Children Live in Lowest TPR States		
Black children		41%
Latino children		34%
White children		29%

Wyoming Has One of the Lowest TANF-to-Poverty Ratios in the Nation



Source note: TANF = Temporary Assistance for Needy Families; AFDC = Aid to Families with Dependent Children. CBPP analysis of poverty and deep poverty data from the Census' Current Population Survey. CBPP uses two-year averages of the poverty data and the TANF-to-Poverty ratios to improve the reliability of the data at the state level. Single year labels represent two-year averages for state data. For example, "2020" represents "2019-2020." AFDC/TANF caseload data from Department of Health and Human Services and (since September 2006) caseload data collected from state agencies. All ratios are rounded and point differences between ratios may appear inexact due to rounding.