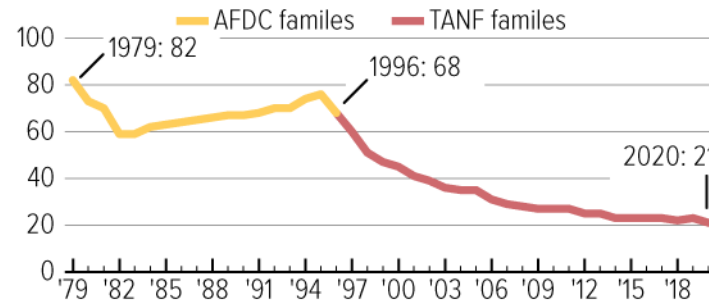


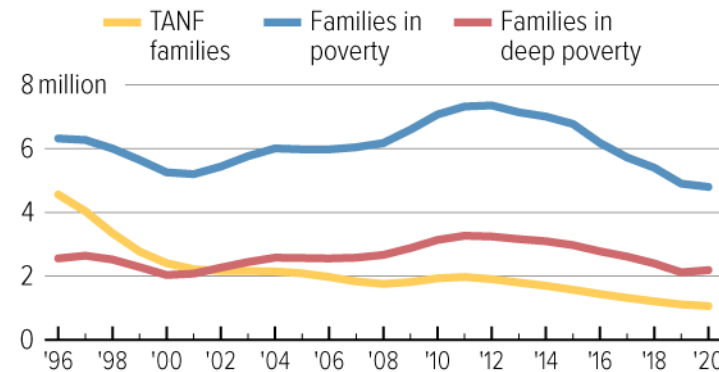
TANF Cash Assistance Should Reach Many More Families to Lessen Hardship

In 2020, for every 100 families living in poverty in the **United States**, only 21 received TANF cash assistance. This “TANF-to-poverty ratio” has fallen 47 points since 1996. If TANF reached the same share of families in poverty that AFDC did in 1996, about 2.4 million more families would be helped by TANF now.

Number of Families in United States Receiving AFDC/TANF Cash Assistance for Every 100 Families With Children in Poverty




Changes in AFDC/TANF Cases and the Number of Families With Children in Poverty and Deep Poverty in United States



Lowest TANF-to-Poverty Ratios in the Nation

Number of families receiving TANF for every 100 families living in poverty, 2020



TANF-to-poverty ratio	1995/96	2019/20
National	68	21

Families with children	1996	2020
Receiving AFDC/TANF	4,380,400	1,060,477
In poverty	6,231,200	5,025,600
In deep poverty	2,440,300	2,383,085

Disproportionate Shares of Black, Latino Children Live in Lowest TPR States	Black children	41%
	Latino children	34%
	White children	29%

Source note: TANF = Temporary Assistance for Needy Families; AFDC = Aid to Families with Dependent Children. CBPP analysis of poverty and deep poverty data from the Census' Current Population Survey. AFDC/TANF caseload data from Department of Health and Human Services and (since September 2006) caseload data collected from state agencies.