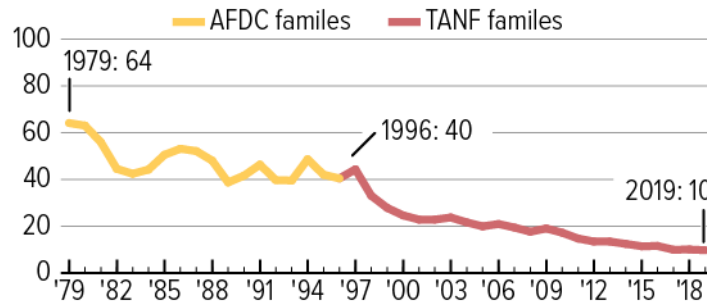


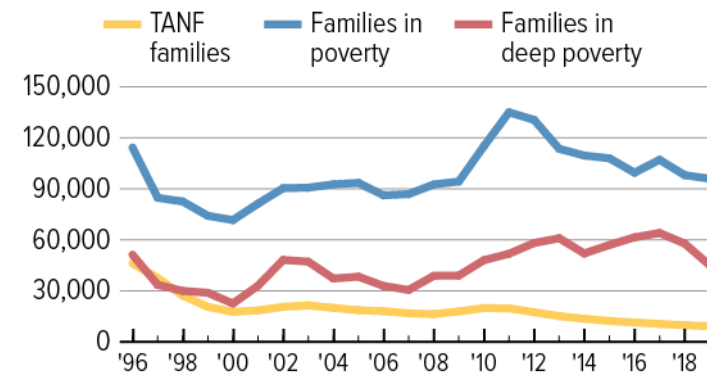
# TANF Cash Assistance Should Reach Many More Families in South Carolina to Lessen Hardship

In 2018-19, for every 100 families living in poverty in South Carolina, only 10 received TANF cash assistance. This “TANF-to-poverty ratio” has fallen 30 points since 1995-96. If TANF reached the same share of families in poverty that its predecessor AFDC did in 1996, 29,502 more families in South Carolina would be helped by TANF now.

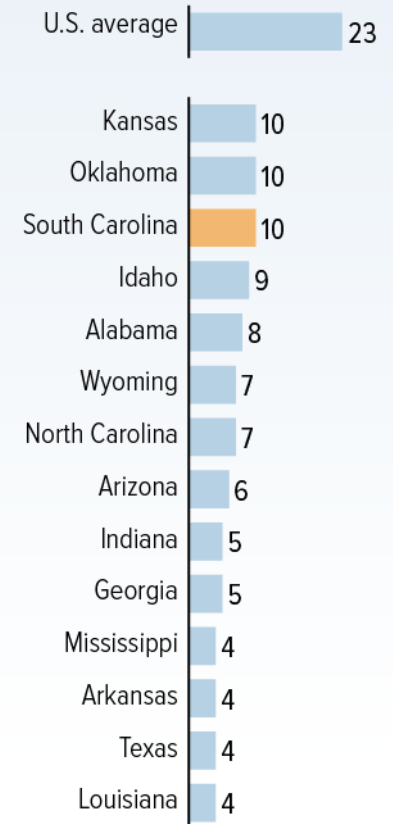
**Number of Families in South Carolina Receiving AFDC/TANF Cash Assistance for Every 100 Families with Children in Poverty**



**Changes in AFDC/TANF Cases and the Number of Families with Children in Poverty and Deep Poverty in South Carolina**



## South Carolina Has One of the Lowest TANF-to-Poverty Ratios in the Nation



TANF-to-poverty ratio	1995/96	2018/19
South Carolina	40	10
National	68	23

Families with children	1995/96	2018/19
Receiving AFDC/TANF	46,148	9,261
In poverty	114,246	95,964
In deep poverty	51,199	45,012

Disproportionate Shares of Black, Latino Children Live in Lowest TPR States	Black children	Latino children	White children
	41%	33%	28%

Source note: TANF = Temporary Assistance for Needy Families; AFDC = Aid to Families with Dependent Children. CBPP analysis of poverty and deep poverty data from the Census' Current Population Survey. CBPP uses two-year averages of the poverty data and the TANF-to-Poverty ratios to improve the reliability of the data at the state level. Single year labels represent two-year averages for state data. For example, "2019" represents "2018-2019." AFDC/TANF caseload data from Department of Health and Human Services and (since September 2006) caseload data collected from state agencies.