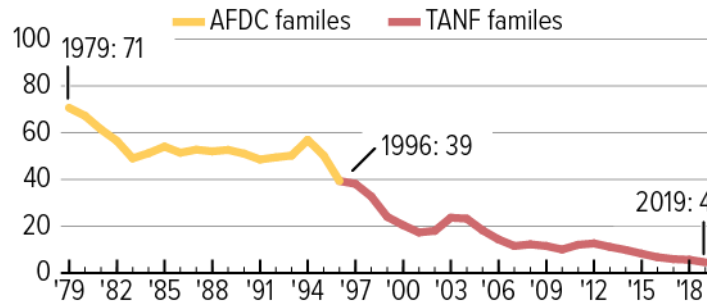


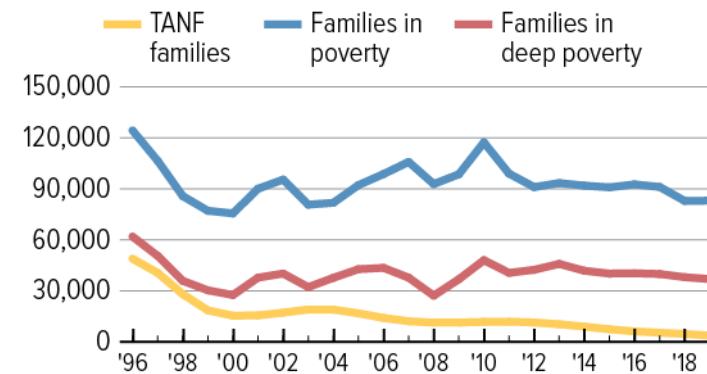
TANF Cash Assistance Should Reach Many More Families in Mississippi to Lessen Hardship

In 2018-19, for every 100 families living in poverty in Mississippi, only 4 received TANF cash assistance. This “TANF-to-poverty ratio” has fallen 35 points since 1995-96. If TANF reached the same share of families in poverty that its predecessor AFDC did in 1996, 28,946 more families in Mississippi would be helped by TANF now.


Number of Families in Mississippi Receiving AFDC/TANF Cash Assistance for Every 100 Families with Children in Poverty



Changes in AFDC/TANF Cases and the Number of Families with Children in Poverty and Deep Poverty in Mississippi



Mississippi Has One of the Lowest TANF-to-Poverty Ratios in the Nation



TANF-to-poverty ratio	1995/96	2018/19
Mississippi	39	4
National	68	23

Families with children	1995/96	2018/19
Receiving AFDC/TANF	48,904	3,723
In poverty	124,326	83,053
In deep poverty	61,925	36,931

Disproportionate Shares of Black, Latino Children Live in Lowest TPR States	Black children	41%
	Latino children	33%
	White children	28%

Source note: TANF = Temporary Assistance for Needy Families; AFDC = Aid to Families with Dependent Children. CBPP analysis of poverty and deep poverty data from the Census' Current Population Survey. CBPP uses two-year averages of the poverty data and the TANF-to-Poverty ratios to improve the reliability of the data at the state level. Single year labels represent two-year averages for state data. For example, "2019" represents "2018-2019." AFDC/TANF caseload data from Department of Health and Human Services and (since September 2006) caseload data collected from state agencies.