

# TANF Cash Assistance Should Reach Many More Families in Arkansas to Lessen Hardship

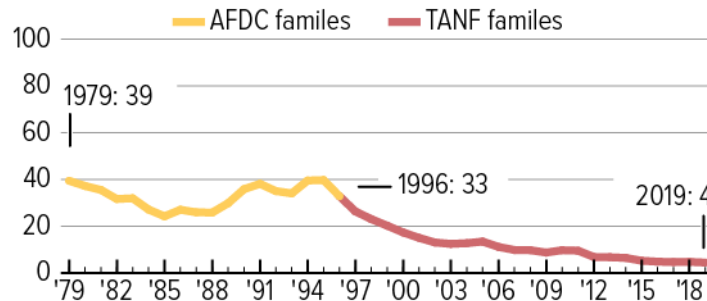
In 2018-19, for every 100 families living in poverty in Arkansas, only 4 received TANF cash assistance. This “TANF-to-poverty ratio” has fallen 29 points since 1995-96. If TANF reached the same share of families in poverty that its predecessor AFDC did in 1996, 14,982 more families in Arkansas would be helped by TANF now.

TANF-to-poverty ratio	1995/96	2018/19
Arkansas	33	4
National	68	23

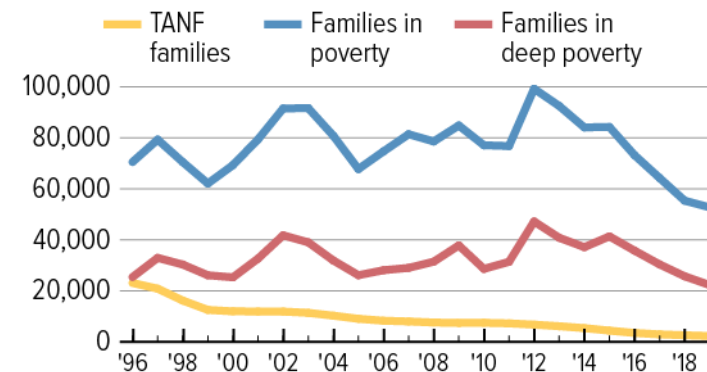
Families with children	1995/96	2018/19
Receiving AFDC/TANF	23,105	2,296
In poverty	70,528	52,742
In deep poverty	25,410	22,270

Disproportionate Shares of Black, Latino Children Live in Lowest TPR States		
Black children		41%
Latino children		33%
White children		28%

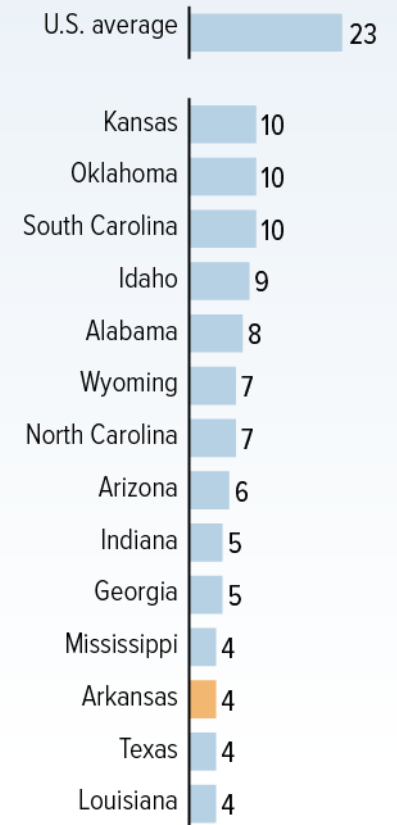
**Number of Families in Arkansas Receiving AFDC/TANF Cash Assistance for Every 100 Families with Children in Poverty**



**Changes in AFDC/TANF Cases and the Number of Families with Children in Poverty and Deep Poverty in Arkansas**



## Arkansas Has One of the Lowest TANF-to-Poverty Ratios in the Nation



Source note: TANF = Temporary Assistance for Needy Families; AFDC = Aid to Families with Dependent Children. CBPP analysis of poverty and deep poverty data from the Census' Current Population Survey. CBPP uses two-year averages of the poverty data and the TANF-to-Poverty ratios to improve the reliability of the data at the state level. Single year labels represent two-year averages for state data. For example, "2019" represents "2018-2019." AFDC/TANF caseload data from Department of Health and Human Services and (since September 2006) caseload data collected from state agencies.