

Michigan Housing Choice Vouchers Fact Sheet

The Housing Choice Voucher Program is the nation's largest rental assistance program. More than 5 million people in 2.2 million low-income households use vouchers.

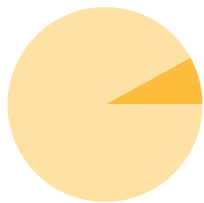
126,200

people in **55,100 Michigan** households use a voucher to afford decent, privately owned housing.

68% are seniors, children, or people with disabilities.

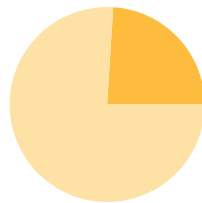
...but **2** out of **3 low-income***

Michigan households pay too much for rent and do not receive a voucher or other federal rental assistance due to limited funding.



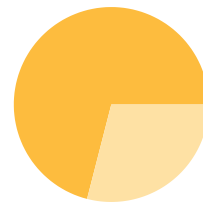
8% of voucher recipients are elderly

Vouchers help **10,000** of Michigan's seniors afford decent, modest housing and age in place.



24% of voucher recipients are disabled

Vouchers enable **30,400** people with disabilities in Michigan to live independently in their home communities.



71% of voucher recipients are in families with children

25,500 families with **55,500** children in Michigan use a voucher to keep a roof over their heads.

Vouchers Fight Homelessness

On a single night in 2016, there were **9,300** people experiencing homelessness in Michigan, including **800** adults with disabilities who have been homeless for long or repeated periods. An estimated **82,200** Michigan children—including **40,500** children under 6—were living in shelters, on the street, doubled up with other families or in hotels or motels during the 2015-2016 school year.

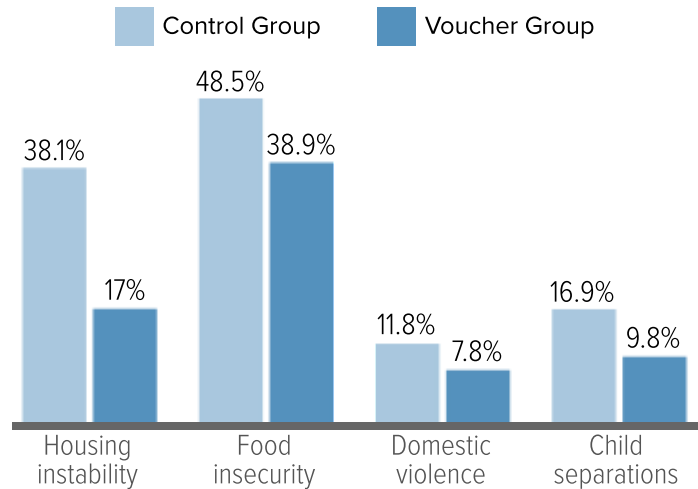
Housing vouchers sharply reduce homelessness and housing instability, numerous studies show.

If Congress does not increase renewal funding to cover changes in incomes and rising rents, the number of vouchers available to **Michigan** families will fall, and homelessness and housing instability among low-income residents will worsen.

Vouchers Strengthen Families

Vouchers make housing affordable, reduce housing instability, and help children to grow up healthier. Children in homeless families that receive housing vouchers change schools less often and are 42% less likely to be separated from their families and placed into foster care. Their families are also 20% less likely to be food insecure and 34% less likely to experience domestic violence.

Vouchers Reduce Hardship for Homeless Families



Vouchers support working families: **64%** of non-disabled, working-age **Michigan** voucher households had at least one member who was working in 2016 or had worked recently.

Vouchers Strengthen Communities

Property owners in Michigan received **\$335.65 million** in voucher assistance payments in 2016. This helped them pay property taxes and prevent blight by maintaining their properties in good condition. Vouchers support all types of Michigan communities, including **14,300** people in rural areas and small towns.

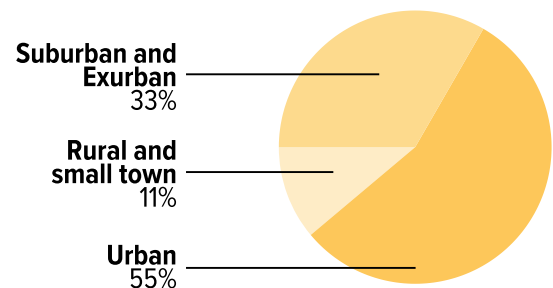
Vouchers Help Renters in All Types of Michigan Communities

Share of voucher households by location

Vouchers Expand Opportunities for Children

Vouchers enable children to grow up in better neighborhoods and thereby enhance their chances of long-term health and success. **7,500** Michigan families use their vouchers to live in neighborhoods where the poverty rate is below 20%.

Children in families that use housing vouchers to move to better neighborhoods are more likely to attend college, less likely to become single parents, and earn more as adults.



August 9, 2017

CHART 1: Gubits et al., "Family Options Study 3-Year Impacts of Housing and Services Interventions for Homeless Families," Department of Housing and Urban Development; CHART 2: CBPP tabulations of 2016 Department of Housing and Urban Development administrative data and Housing Assistance Council geographic classifications by Census tract.

*Low-income households have incomes that do not exceed 80 percent of the local median income. For a family of three in Michigan, 80 percent of the local median is equivalent to \$45,000.

Full sources and methodology available at <https://www.cbpp.org/research/2017-housing-choice-voucher-program-factsheets-sources-and-methodology>. Download data for all 50 states and D.C. at <https://apps.cbpp.org/7-25-17/hous/data.xlsx>