

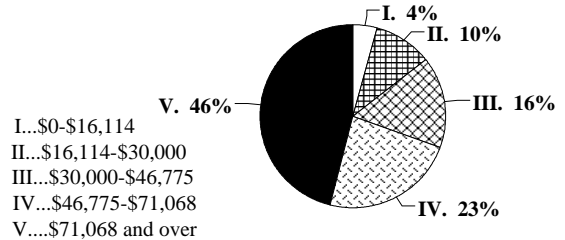
LOUISIANA

Income Inequality Among Families In Louisiana Has Increased Since the 1970s

Income Gaps, Late 1990s

	Rank (1 is most unequal)
Richest fifth vs. poorest fifth	4
Richest fifth vs. middle fifth	12

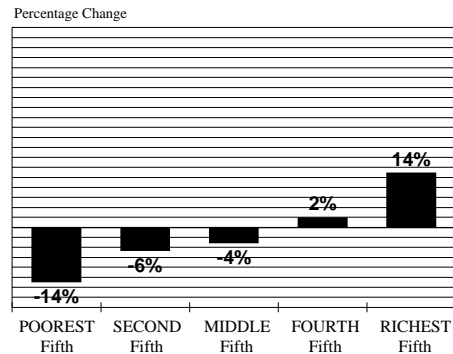
Share of Income Held by Each Income Fifth, Late 1990s



Inflation-Adjusted Change in Incomes Late 1970s to Late 1990s

	Dollar Change	% Change
Poorest Fifth . . .	-\$1,470*	-14%
Middle Fifth	-\$1,540*	-4%
Richest Fifth	\$13,360*	14%

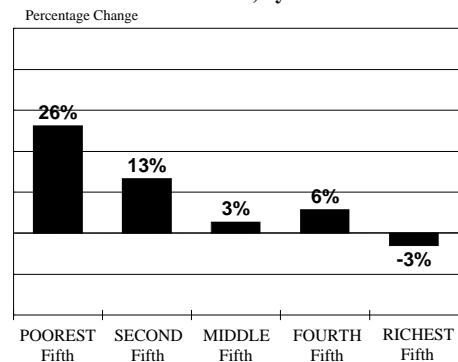
Income Change for Louisiana Families Late 1970s to Late 1990s, by Fifth of Families



Inflation-Adjusted Change in Incomes Late 1980s to Late 1990s

	Dollar Change	% Change
Poorest Fifth . . .	\$1,930*	26%
Middle Fifth	\$990*	3%
Richest Fifth	-\$3,470	-3%

Income Change for Louisiana Families Late 1980s to Late 1990s, by Fifth of Families



* Change is statistically significant at the 95 percent level of confidence. No statistical significance test was conducted for percentage changes.