

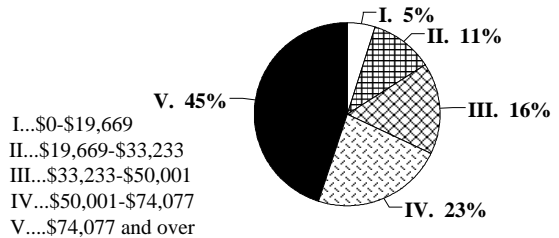
# FLORIDA

## Income Inequality Among Families In Florida Has Increased Since the 1970s

### Income Gaps, Late 1990s

	Rank (1 is most unequal)
Richest fifth vs. poorest fifth	13
Richest fifth vs. middle fifth	9

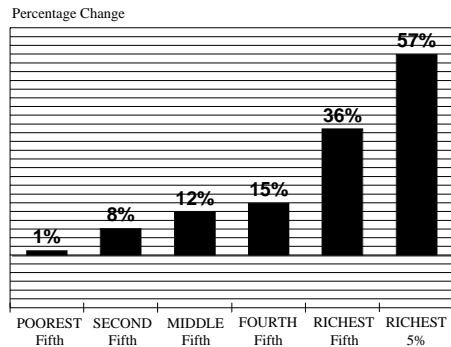
### Share of Income Held by Each Income Fifth, Late 1990s



### Inflation-Adjusted Change in Incomes Late 1970s to Late 1990s

	Dollar Change	% Change
Poorest Fifth . . .	\$140	1%
Middle Fifth . . . .	\$4,500*	12%
Richest Fifth . . . .	\$33,240*	36%
Richest 5% . . . . .	\$78,440*	57%

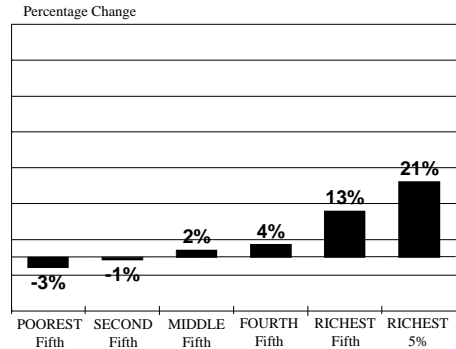
### Income Change for Florida Families Late 1970s to Late 1990s, by Fifth of Families



### Inflation-Adjusted Change in Incomes Late 1980s to Late 1990s

	Dollar Change	% Change
Poorest Fifth . . .	-\$350	-3%
Middle Fifth . . . .	\$810*	2%
Richest Fifth . . . .	\$14,270*	13%
Richest 5% . . . . .	\$37,530*	21%

### Income Change for Florida Families Late 1980s to Late 1990s, by Fifth of Families



\* Change is statistically significant at the 95 percent level of confidence. No statistical significance test was conducted for percentage changes.