

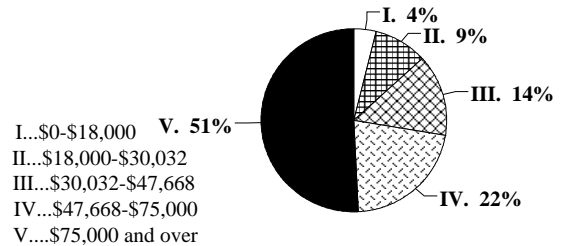
ARIZONA

Income Inequality Among Families In Arizona Has Increased Since the 1970s

Income Gaps, Late 1990s

	Rank (1 is most unequal)
Richest fifth vs. poorest fifth	2
Richest fifth vs. middle fifth	1

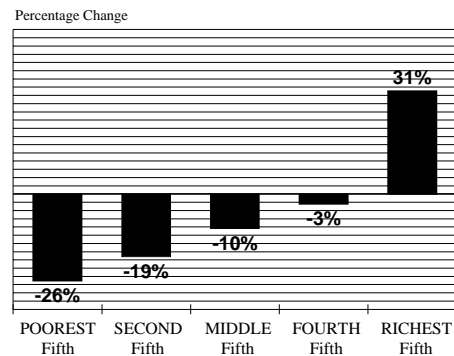
Share of Income Held by Each Income Fifth, Late 1990s



Inflation-Adjusted Change in Incomes Late 1970s to Late 1990s

	Dollar Change	% Change
Poorest Fifth . . .	-\$3,880*	-26%
Middle Fifth	-\$4,520*	-10%
Richest Fifth	\$33,710*	31%

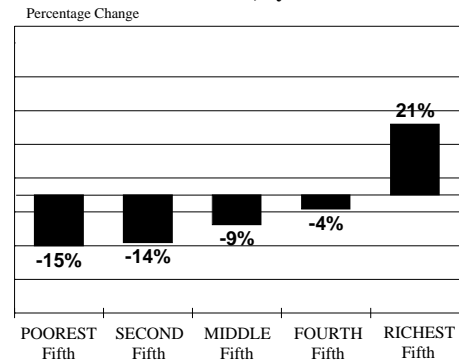
Income Change for Arizona Families Late 1970s to Late 1990s, by Fifth of Families



Inflation-Adjusted Change in Incomes Late 1980s to Late 1990s

	Dollar Change	% Change
Poorest Fifth . . .	-\$1,910*	-15%
Middle Fifth	-\$3,710*	-9%
Richest Fifth	\$24,510*	21%

Income Change for Arizona Families Late 1980s to Late 1990s, by Fifth of Families



* Change is statistically significant at the 95 percent level of confidence. No statistical significance test was conducted for percentage changes.