

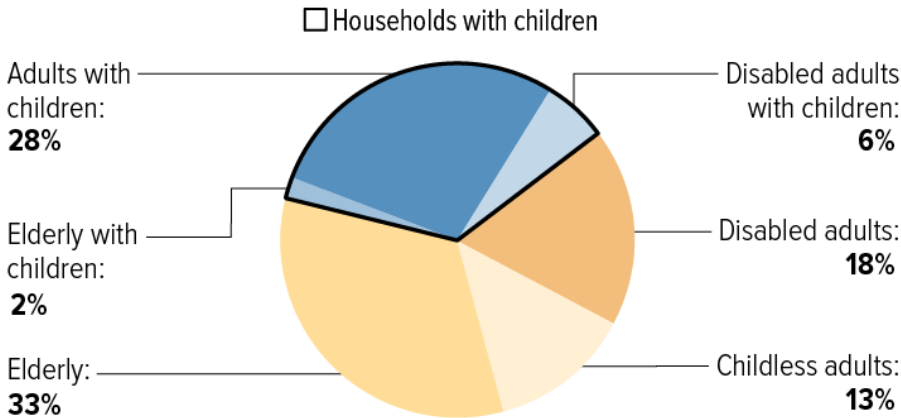
California

Fact Sheet: The Housing Choice Voucher Program

The Housing Choice Voucher (HCV) Program is the nation’s largest rental assistance program. More than 5 million people in 2.2 million low-income households use vouchers.

Who Do Housing Choice Vouchers Help?

87 Percent of Households Using Housing Choice Vouchers in California Include Children or People Who Are Elderly or Disabled



301,400 low-income households used Housing Choice Vouchers

in California to afford decent, privately owned housing in December 2015.

Housing vouchers help low-wage working families to make ends meet: in 2015, **68** percent of the non-elderly, non-disabled households using vouchers in California were working or had worked recently.

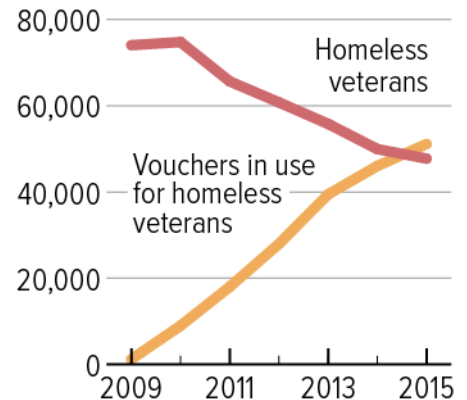
Vouchers Are Effective at Reducing Homelessness

Nationally, the number of homeless veterans has fallen by about 36 percent since 2010.

Targeted investments in housing vouchers – particularly vouchers funded through the Veterans Supportive Housing Program (VASH) that the Departments of Veterans Affairs and Housing and Urban Development (HUD) administer jointly – are largely responsible for the reduction in veterans’ homelessness.

In California, **9,215** formerly homeless veterans used a VASH voucher in 2015.

Homelessness Among Veterans Fell Nationwide as Targeted Voucher Program Expanded



(CHART 1) Note: “Childless adults” are households headed by a person under age 62 without disabilities and without children under 18 in the home. “Disabled adults” are younger than 62. Source: CBPP tabulations of 2015 HUD administrative data.

(CHART 2) Note: Voucher figures are based on monthly data from January of each year. Sources: Department of Housing and Urban Development Homelessness Point-in-Time Counts and Voucher Management System.

Housing Costs Strain Family Budgets

82% of very low-income* renter households in California pay too much for rent and do not receive a voucher or other federal rental assistance.

Who are these households?

45% have kids

34% are elderly or disabled

71% are working

73% pay more than half their income for rental housing

In 2015, **115,738** people in California were homeless, including **13,657** children and **32,227** adults with disabilities who have been homeless for long or repeated periods.

Housing Choice Vouchers make housing affordable and reduce homelessness and instability, according to numerous studies.

Children in homeless families that receive housing vouchers also change schools less often and are much less likely to be placed into foster care; their families also experience less food insecurity and domestic violence.

Over 310,000 Public Schoolchildren in California Lack Home of Their Own

267,245 (86%)

Doubled up with other families

20,931 (7%)

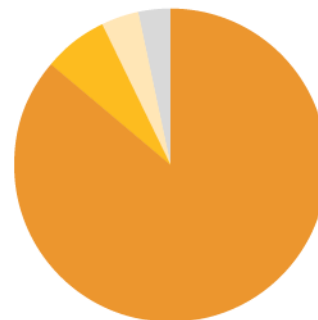
In shelters

11,774 (4%)

In hotels/motels

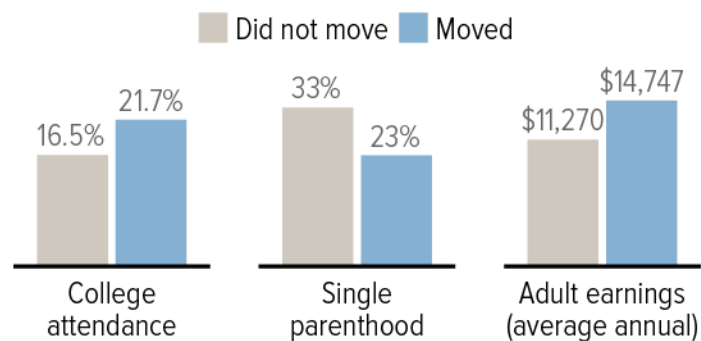
10,052 (3%)

On the street



Housing Choice Vouchers Benefit the Community

Young Children Who Move to Lower-Poverty Neighborhoods Using Vouchers Do Better As Adults



Property owners in California received **\$2,961,700,000** in HCV assistance payments in 2015. This helped them pay property taxes and prevent blight by maintaining their properties in good condition.

Children in families that use housing vouchers to move to better neighborhoods are more likely to attend college, less likely to become single parents, and earn more as adults.

In addition, vouchers can produce savings in health care, child welfare, corrections, and other areas that may offset part of their cost.

For more on Housing Choice Vouchers and other federal rental assistance programs, including California-specific information, please see:

- Sources and methods: <http://www.cbpp.org/research/2016-housing-choice-voucher-program-factsheets-sources-and-methodology>
- Policy Basics on Housing Choice Vouchers: <http://www.cbpp.org/cms/?fa=view&id=279>
- Paper on Benefits of Housing Vouchers: <http://www.cbpp.org/cms/index.cfm?fa=view&id=4098>
- Local Data on Housing Choice Vouchers: <http://www.cbpp.org/research/national-and-state-housing-data-fact-sheets>

* Very low-income households have incomes that do not exceed 50 percent of the local median income. For a family of three in California, 50 percent of the local median is equivalent to \$30,650.

(CHART 3) Note: Percentages may not add to 100 due to rounding. Source: Department of Education. Data are for 2013-2014 school year.

(CHART 4) Note: Outcomes are for children up to age 13 at the time of random assignment under the Moving to Opportunity demonstration. Experimental group families received vouchers that could only be used to relocate to neighborhoods where fewer than 10 percent of residents were poor; results are for children whose families used their voucher. Source: Raj Chetty, Nathaniel Hendren, and Lawrence F. Katz, "The Effects of Exposure to Better Neighborhoods on Children: New Evidence from the Moving to Opportunity Experiment," May 2015.